

PHOTOTUBE

DESCRIPTION

This gas-filled two-electrode phototube is designed for photoelectric control apparatus where a high degree of output per unit of light flux is re-

quired. While the GL-868/PJ-23 will pass some current in the visible region, it is designed primarily for use in the red and infrared region of the spectrum.

TECHNICAL INFORMATION

These data are for reference only. For design information refer to specifications.

GENERAL CHARACTERISTICS

Number of electrodes	2
Electrical	
Spectral response	S-1
Luminous sensitivity at 90 volts, 0 cycles	90 microamperes per lumen
Maximum gas amplification	8.0
Interelectrode capacitance	3.0 micromicrofarads
Maximum dark current at 90 volts	0.1 microampere
Wavelength of maximum response	7500 angstroms
Sensitivity at maximum response	0.0105 microampere per microwatt



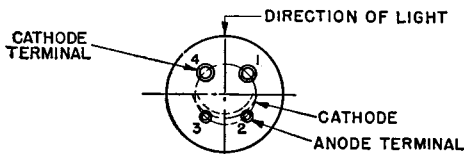
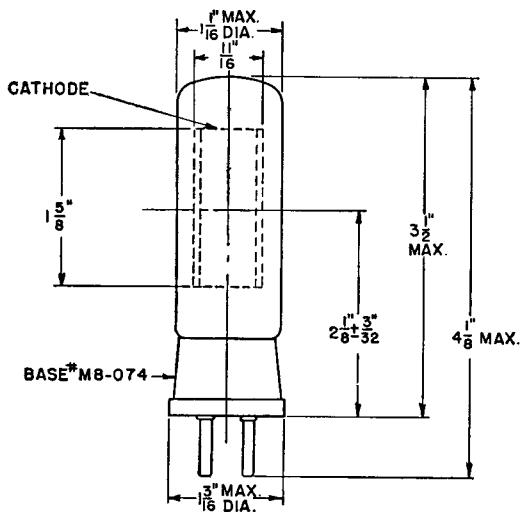
TECHNICAL INFORMATION (CONT'D)

Mechanical

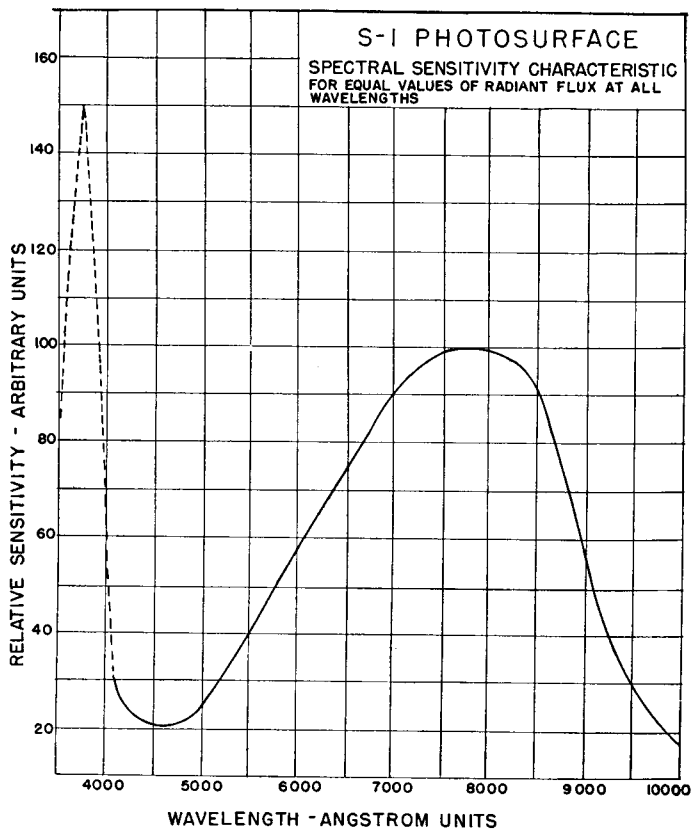
Window dimensions.....	$\frac{1}{16} \times 1\frac{5}{8}$ inches
Seated height to center of useful cathode area.....	$2\frac{1}{8} \pm \frac{3}{32}$ inches
Maximum over-all height.....	$4\frac{1}{8}$ inches
Maximum seated height.....	$3\frac{1}{2}$ inches
Maximum diameter.....	$1\frac{3}{16}$ inches
Base.....	M8-074
Mounting position.....	Any
Net weight, approx.....	$\frac{1}{2}$ ounce
Shipping weight, approx.....	3 pounds

MAXIMUM RATINGS

Anode voltage, d-c or peak a-c.....	100 volts
Cathode current density.....	102 microamperes per square inch
Ambient temperature.....	100 centigrade



OUTLINE
 GL-868/PJ-23 PHOTOTUBE
 K-8639391 8-10-44



K-8639626

4-17-44